



Emergency Pet Plan

When an emergency situation happens—like an earthquake or wildfire—being prepared ahead of time will help you get out of your home quickly if you have to, with all the important items you need.

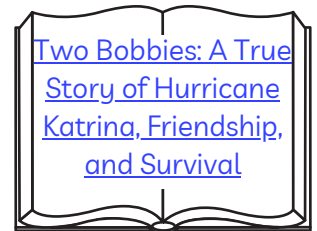
How do we make sure our pets are safe during an emergency? Have an emergency pet plan! Follow the steps below to learn how to create a plan that includes a kit with all the important items your pets need, similar to the items for ourselves that we need ready for an emergency!

Materials: Emergency pet plan worksheet, timer

Directions:

Book Recommendation:

1 Set a timer for 2 minutes. On the Emergency Pet Plan Worksheet, choose 6 items you think are the most important to include in your pet emergency kit. Invite your friends to make a plan, too!



2 After completing the worksheet, look at the items you selected. Think about why you chose these items over others. Compare your answers with friends. Discuss why you each chose the items you did.

Examples:

- **Blanket/bed.** These smell like home and make your pet feel comfortable.
- **Food.** Buying new food may be impossible and your pet may be sensitive to other foods. Our favourite foods make us feel better and the same goes for our pets!
- **Medical records.** These are especially important for pets that take medications.

3 Now think of two items you would like to include that were not on the worksheet. Why are they important? What other items should you include in the kit in case you are unable to take your pet with you?

4 Fill out our additional Emergency Pet Information Sheet and our [Emergency Checklist](#). Use these resources to help you put together an emergency kit for your pet. Looking for more? Check out our [video](#) on disaster planning!

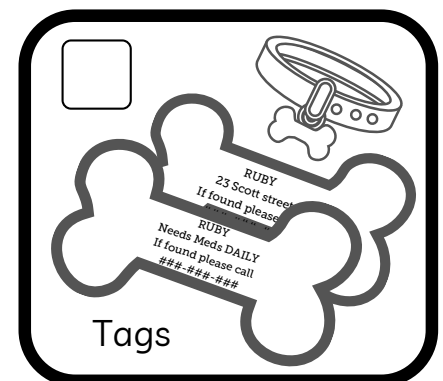


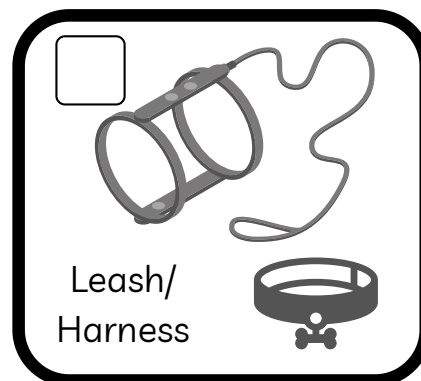


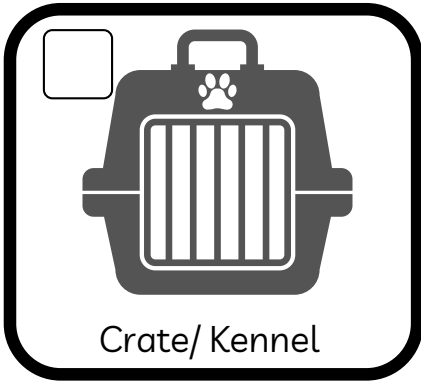
Discussion Questions

Do we always know when an emergency will happen?

Did it take long to pack the kit?

Emergency Pet Plan Worksheet

- 1 Set a timer for 2 minutes
- 2 Pick 6 boxes/items
- 3 Discuss your choices



Emergency Pet Information



Pet Name & Picture

Owner
Name

Phone #

Emergency Contact

Name

Phone #

Veterinarian

Name:

Phone #:

Address:

Dietary information

Type of food:

Amount fed:

Meal times:

Medications & Allergies

Additional Information