

CAT LANGUAGE



INTERESTED



FRIENDLY



ATTENTIVE



RELAXED



TRUSTING



FRIENDLY, RELAXED



CONTENT



CONFLICTED, CAUTIOUS



PLAYFUL



EXCITED



"THIS IS MINE"



ANXIOUS



PREDATORY



WORRIED



FRIGHTENED



THREATENED



TERRIFIED



SUPER TERRIFIED



IRRITATED



DISGUSTED



Body Language of Feline Anxiety



Slight crouching



Major crouching

More Subtle Signs of Fear & Anxiety



Dilated Eyes



**Ears Turned Back,
Furrowed Brow**



**Staring,
Focused on Object**



**Hiding,
Looks Half Asleep**



**Laying on Side,
Tail Flicking**



**Hair Raised, Staring,
Ears Turned Back**



**Walking with Flat Back,
Tail Down, Head Down**



Ready to Jump Off Perch



**Suddenly Grooming,
Excessive Grooming**

© 2020 Veterinary Information Network



DOGGIE LANGUAGE

starring Boogie the Boston Terrier



ALERT



SUSPICIOUS



ANXIOUS



THREATENED



ANGRY



"PEACE!"

look away/head turn



STRESSED

yawn



STRESSED

nose lick



"PEACE!"

sniff ground



"RESPECT!"

turn & walk away



"NEED SPACE"

whale eye



STALKING



STRESSED

scratching



STRESS RELEASE

shake off



RELAXED

soft ears, blinky eyes



"RESPECT!"

offer his back



FRIENDLY & POLITE

curved body



FRIENDLY



"PRETTY PLEASE"

round puppy face



"I'M YOUR LOVEBUG"

belly-rub pose



"HELLO I LOVE YOU!"

greeting stretch



"I'M FRIENDLY!"

play bow



"READY!"

prey bow



"YOU WILL FEED ME"



CURIOUS

head tilt



HAPPY

(or hot)



OVERJOYED

wiggly



"MMMM...."



"I LOVE YOU,
DON'T STOP"



Body Language of Fear in Dogs



Slight Covering




Major Covering


More Subtle Signs of Fear & Anxiety




Licking Lips
when no food nearby



Panting
when not hot or thirsty




Brows Furrowed, Ears to Side




Moving in Slow Motion
walking slow on floor




Acting Sleepy or Yawning
when they shouldn't be tired




Hypervigilant
looking in many directions



Suddenly Won't Eat
but was hungry earlier



Moving Away



Pacing





How to Greet a Dog (and What to Avoid)

Appropriate greetings are common sense. Imagine if someone greeted you the way many people greet dogs!

Human to Human INCORRECT




Avoid reaching into their safety zone.



Avoid rushing up.



Avoid interactions without asking.



Avoid staring at people. This is scary.



Avoid looming over.



Avoid reaching into personal space.



Avoid close interaction if the person is afraid of you.



Avoid touching inappropriately.

Human to Dog INCORRECT



Avoid reaching in or towards the dog's car.



Avoid rushing up.



Avoid interacting with unfamiliar dogs, especially if they're tied up.




Avoid staring at or approaching head-on.



Avoid leaning over or towards dogs even when you change position to squat or get up.



Avoid reaching your hand out for the dog to sniff.



Avoid petting if the dog looks nervous or tense. Just admire him instead.




Avoid hugging, kissing, and patting roughly. This is too familiar and disliked by many dogs.

Human to Dog CORRECT



Stand a safe distance away so that you are not a threat.




Approach slowly (at a relaxed walk).



Ask if you can interact first.



Approach sideways and look using your peripheral vision.



Stay outside the dog's bubble and present your side to the dog.



Let the dog approach at his own rate.



It's OK to pet the dog if he looks relaxed, comes up to you, and solicits your attention by rubbing against you.



Pet gently.






How Kids SHOULD Interact with Dogs

Use common sense.

Be polite and kind to pets




Learn to recognize when your dog is scared or anxious



Play appropriate games with pets, such as:

Fetch




ROLL OVER



Training tricks (like roll over, shake, beg, etc.)

Walking and running with a dog




SNIFF
SNIFF



Playing hide-n-seek

Always remember:

Supervise all interactions. Accidents can happen in a split second.



Train your dog to associate the kids with positive experiences so he'll be more likely to tolerate your child in case she accidentally interacts inappropriately.



© 2020 Veterinary Information Network



Home of Low Stress Handling®
CattleDogPublishing.com
A PART OF THE VIN FAMILY





How Kids SHOULD NOT Interact with Dogs

It's common sense. Just imagine how people should interact with each other.

Avoid taking people's food




Avoid bothering dogs when they are eating

Avoid stealing other people's toys



Avoid taking a dog's bones or toys

Avoid putting your face right up to someone else's face



Avoid putting your face right up to a dog's face

Avoid bothering when asleep



Avoid bothering animals when they are resting. Let sleeping dogs lie.

Avoid pestering



Avoid grabbing tail/ears

Avoid climbing on or trampling



Avoid climbing on or trampling

Avoid pinching



Avoid hugging. Most dogs dislike it.

Avoid screaming around



Avoid hollering and shouting. Use your "inside" voice instead.

© 2020 Veterinary Information Network



Home of Low Stress Handling®
CattleDogPublishing.com
A PART OF THE VIN FAMILY






Canine Bite Levels

Designed by Dr. Sophia Yin, Illustrated by Lili Chin*

Level 1 (Pre-Bite)


Snapping (air bite, no contact)



Get help before it progresses to an actual bite. Do not punish these warning signs or the dog may progress to biting without warning. Instead, learn the signs of fear and anxiety that the dog may show prior to this situation and the common human actions that might contribute.

Level 2 (Near-Bite)

Tooth contact on skin but no puncture



This near-bite is concerning even though it is inhibited and has not yet broken skin. Ask yourself what earlier signs (i.e. of fear/anxiety) you missed.

Level 3

3A. Skin punctures, single bite (all punctures shallower than the length of the canine tooth)



Even though the bite may not be severe it is still reportable. Reporting is mandatory if the victim is treated in a hospital. Once your dog has actually bitten at this level (or higher) he will always be considered a liability, even if, with behavior modification he is 99.9% improved.


3B. Skin punctures, multiple bites (all punctures shallower than the length of the canine tooth)



Multiple bites generally mean the dog is in a higher arousal state. The dog is reacting without thinking in between bites.

Level 4 (Very Serious)

Single bite with punctures deeper than the length of the canine (the dog bit and clamped down) or with slashes in both directions from the puncture (the dog bit and shook his head)



This is a harder bite than a level 3 bite. It's no longer inhibited. Therefore, it represents a much higher liability. This level bite can kill a child.

Level 5 (Very Serious)

Multiple-bite attack with deep punctures, or multiple attack incident



Dogs that bite at this level have generally had practice biting at levels 3 and 4 already. Some dogs are so fearful that a scary event triggers such a high arousal state that they get stuck in a reactive mode and continue to bite.

Level 6 (Death)

Victim killed or flesh consumed



It's important to realize that even little dogs and puppies can kill infants and small children and that death may be due to overly aroused play, rather than viciousness or fear. It's best to seek qualified help before the dog even reaches a level 2 bite.

*These levels are based on the levels developed by Dr. Ian Dunbar

© 2020 Veterinary Information Network



Home of Low Stress Handling®
CattleDogPublishing.com

A PART OF THE VIN FAMILY

